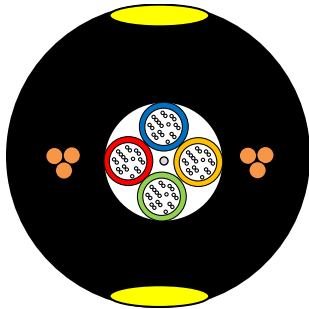


Aerial drop optical fibre cable

TV06733



-not to scale-

Cable Design

According to IEC/EN 60794

- **Optical Fibres:** 200µm single-mode G.657.A2.
- **Units:** 24 single-mode optical fibres in gel filled unit.
- **Strength Member:** 3 x 0.32mm brass plated steel wires
- **Longitudinal Water Tightness:** water swellable materials (core only).
- **Outer Sheath:** UV resistant HDPE.
- **Stripes:** Indicate planes for easy sheath removal.

Cable Application

This multi-unit optical drop cable is design for aerial and/or duct applications and is suitable for use under 11 kV power cables. Please refer to our General Installation (Datasheet Ref: CIG059) and Safety & Handling recommendations (Generic Optical cable MSDS - Datasheet Ref: 9980-02-1) before handling.

Technical Data

No. of Fibres			96
Layout (Tubes x Fibres)	-		4 x 24
Unit Diameter – Ø	mm		1.4
Sheath Thickness	mm		1.9
Cable Diameter – Ø	mm		7.1
Cable Weight	kg / km		45
MIT (Maximum Installation Tension)	N		150
MAT (Maximum Allowable Tension)	N		1200
Breaking Load	N		1350 - 2000
Minimum Setting Diameter	mm		140
Temperature Range	°C	Transport & Storage: -30 → +70	Installation: -20 → +60 Operation: -20 → +60
Climatic Conditions	Sag %	Maximum Span (m)	
Max. wind speed (km/hr)	Max. ice loading (radial thickness)	1.8	68
97	none		
0	5mm		

Main Characteristics

Test	Standard	Specified Value	Acceptance Criteria
Maximum Tension MAT	IEC 60794-1-21-E1	1200 N	$\Delta\alpha \leq 0.05$ dB, $\Delta I/I \leq 0.667\%$
Crush	IEC 60794-1-21-E3	2000 N / 100 mm, 10 min	$\Delta\alpha \leq 0.05$ dB
Impact	IEC 60794-1-21-E4	2 J, 3 impacts, R = 300mm 7.5 J, 3 impacts, R = 12.5mm	$\Delta\alpha \leq 0.05$ dB
Torsion	IEC 60794-1-21-E7	$\pm 360^\circ$, 2 m	$\Delta\alpha \leq 0.05$ dB
Kink	IEC 60794-1-21-E10	D = 12 x OD	Cable integrity
Bend	IEC 60794-1-21-E11	D = 12 x OD, 3 turns, 5 cycles	$\Delta\alpha \leq 0.05$ dB

Main Characteristics
























Temperature Range	IEC 60794-1-22-F1	-20 °C to +60 °C	$\Delta\alpha \leq 0.05$ dB/km
Water Penetration	IEC 60794-1-22-F5B	3 m sample, 1 m water, 24 h	no water penetration (core only)
Ageing	IEC 60794-1-22-F9	168 hours, +85 °C	$\Delta\alpha \leq 0.25$ dB/km, $\Delta\alpha \leq 0.10$ dB/km average

Optical Characteristics


See the attached optical fibre data sheet ref: 200µm single-mode G.657.A2.

Identification

Fibre Colours ⁽¹⁾:

No.	1	2	3	4	5	6	7	8	9	10	11	12
Colour	blue	orange	green	red	grey	yellow	brown	violet	black	white	pink	turquoise
												
No.	13	14	15	16	17	18	19	20	21	22	23	24
Colour	orange	green	red	white	yellow	pink	orange	green	red	white	yellow	pink
												

Unit Colours ⁽¹⁾:

No.	1	2	3	4
Colour	blue	orange	green	red
				

(1) Other colour set available upon agreement.

Sheath Colour:

The outer sheath colour is black.

Sheath Marking ⁽²⁾:

The outer sheath is marked in 1-meter intervals as follows:

<length marking in meters>M  <no. of fibres>F <fibre type> PRYSMIAN PGH <year of manufacture>

(2) Customized marking available upon agreement.

Logistic

Packing:	Plywood or plastic reels.
Delivery Lengths ⁽³⁾ :	Standard delivery length is 2 km.
	Maximum delivery length is 6 km.

(3) Other delivery lengths available upon agreement.

All optical measurements in accordance with ITU-T G650 recommendations.

© Prysmian Group 2021, All Rights Reserved

All sizes and values without tolerances are reference values. Specifications are for product as supplied by Prysmian Group: any modification or alteration afterwards of product may give different result.

The information contained within this document must not be copied, reprinted or reproduced in any form, either wholly or in part, without the written consent of Prysmian Group. The information is believed to be correct at the time of issue. Prysmian Group reserves the right to amend this specification without prior notice. This specification is not contractually valid unless specifically authorised by Prysmian Group.